



SPECIFICATION

CB 120 M 6 VRI W

Abrasive Type	Size Grain	Hardness	Structure	Bond	Treatment
Aluminum Oxide	46	Hard	12 - Opened	Vitrified	Wax
BA (white)	60	R		V	W
DR (pink)	80		6 - Standard		Sulphur
DAR (mixture)	100				
	120				
	150				
Ceramic Grain	180	F	3 - Closed		S
CB	220	Soft			
XMA					

ABRASIVE TYPE

Ceramic Grain

Ceramic Abrasive were developed to maximize the performance of conventional abrasives reducing the cost of grinding operations. This abrasive is characterized mainly by high cutting power and maintenance of the profile.



SIZE GRAIN

The size of particles observes certain criteria according to International Technical rules and Standards for abrasives, using the Micron as the unity of measure.

HARDNESS

The hardness is determined by the higher or lower capacity of the bond to retain the abrasive grain. The hardness of the grinding wheel is indicated by letters in alphabetical order.

F, G, H, I = Soft
J, K, L, M = Medium
N, O, P, Q, R = Hard

STRUCTURE

The structure of the grinding wheel is defined by the relation between the bond, grains and porosity. The total sum represents 100% volume of the abrasive piece.

BOND

Bonds are ceramic (V) materials and it is used to join the abrasive grains.

TREATMENT

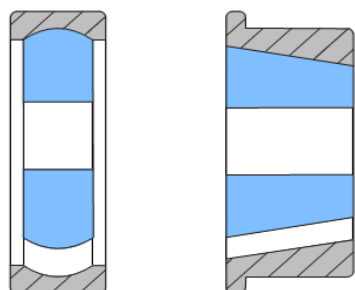
In some cases the ceramic grinding wheel can be treated by impregnation with wax or sulphur to improve their performance. This materials acts:

- In the oil, increasing the durability of the abrasive;
- Helping in the dissipation of the heat in the contact area,avoiding the burning and the plastering of grinding whee..

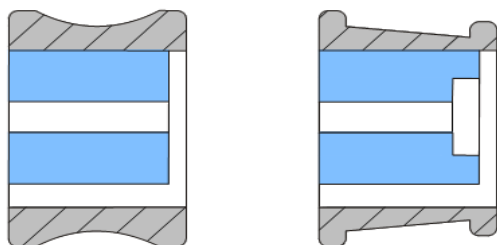
INTERNAL GRINDING PROCESS

The Internal grinding process consists in grinding holes and races. The parameter settings of rotation of the workpiece and the grinding wheel and the system of dressing are very important to achieve the results.

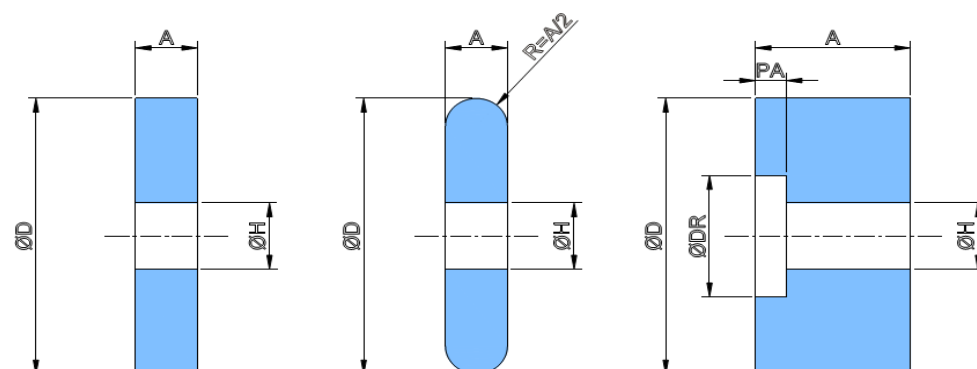
- Races Internal Grinding



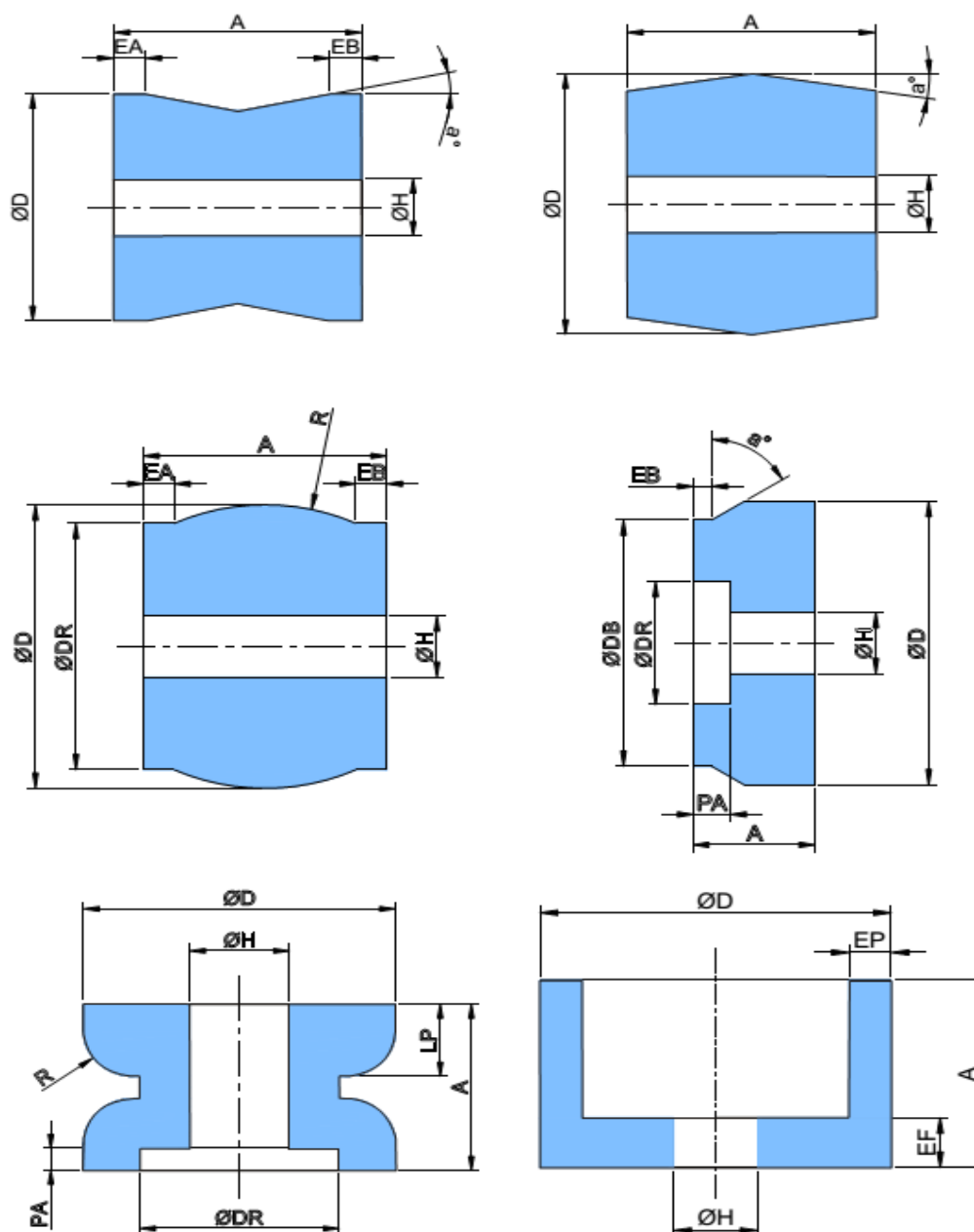
- Hole Grinding Wheels



STANDARD SHAPES



SPECIAL SHAPES



TOLERANCES

Ø D		A		Ø H	
till 6,4	-0,08	till 3,2	+0,05	3 a 6,4	+0,05
6,5 a 10	-0,10	3,3 a 6,4	+0,07	6,5 a 8	+0,06
10,1 a 16	-0,12	6,5 a 10	+0,10	8,1 a 10	+0,07
16,1 a 25	-0,15	10,1 a 13	+0,12	10,1 a 13	+0,08
25,1 a 32	-0,20	13,1 a 16	+0,15	13,1 a 16	+0,10
up to 32,1	-0,25	up to 16	+0,20	16,1 a 20	+0,15

PROBLEMS / SOLUTIONS

- Deforming

Problem

- Soft grinding wheel;
- Grinding wheel with thicker grain;
- Speed relation of piece / grinding wheel is incorrect;
- Incorrect dressing;
- Diamond in bad condition.

Solution

- Increase the hardness;
- Use a thinner grain;
- Adjust the speed;
- Correct, reduce the depth and speed;
- Verify the dresser condition.

- Burning or Plastering

Problem

- Hard grinding wheel;
- Grinding wheel with thinner grain;
- Low speed of piece;
- Excessive cut-off advance;
- High speed grinding wheel;
- Insufficient coolant or misdirected.

Solution

- Decrease the hardness;
- Use a thicker grain;
- Increase the speed;
- Reduce advance;
- Reduce the rotation;
- Increase coolant.